

Geetar Workbooks

Puzzles and Worksheets!


Word puzzles that teach guitar notes.

Notes on the Staff

All the notes you need to get started.



Master the First Position

Practice finding notes on the fretboard.







Name the Notes:





For more play Note Squish at
GuitarGames.net.

Name the Notes:







Name the Notes:




NOTES STILL LOOK FISHY TO YOU?
BONUS PUZZLE AT
GEETARWORKBOOKS.COM


**Fill in the missing notes to
finish the sentence**



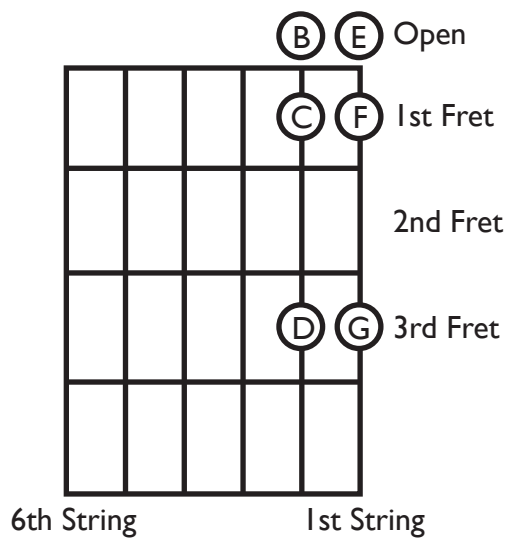
_ _ l _ min _ o is _ _ ir _ not _ _ uit _ r.



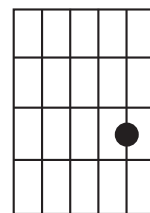

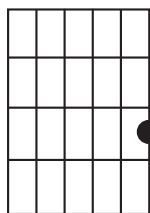
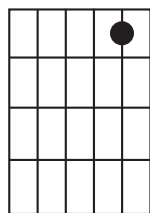
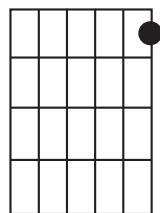
_ _ ts m _ k _ _ r _ _ t p _ ts, not _ r _ _ t strin _ s.



Th _ t _ _ _ _ h _ s _ _ _ _ _ .

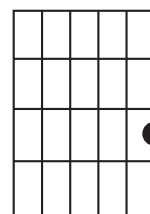

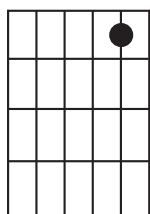
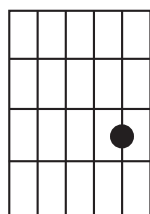



Name that note!



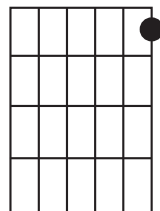
EX:

F




Where is the note? (Strings 1 and 2)


EX:




F




E




D




C




G




B




C




F



E

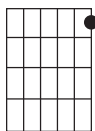


D


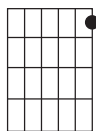


EVEN WITH
TWO HEADS,
THIS STUFF
TAKES
PRACTICE!


**Fill in the missing notes to
finish the sentence**




_ a t



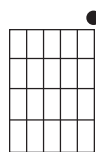
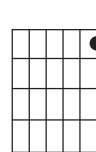
_ r o _ s



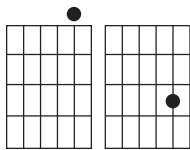
_ a t



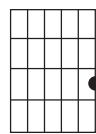
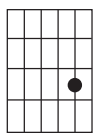
_ i a n t



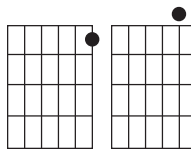
_ l i _ s .



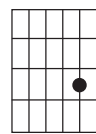
_ a _





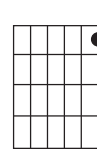
_ o _ s




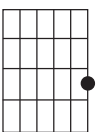
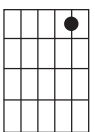
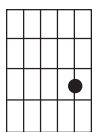
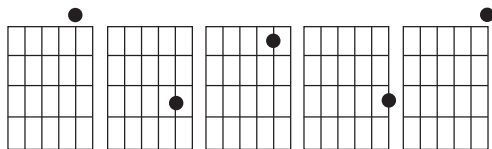
_ i _




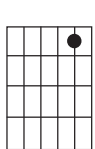
a n _



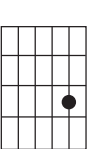

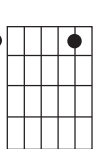

_ _ u _ .



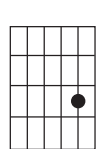

_ i r _ _ a _ _ s




s _ a r _




two- _ a _ _ _



_ i r _ s !



FOR MORE PRACTICE, CHECK OUT
BIRDS OF FRETOPIA AT
GUITARGAMES.NET!



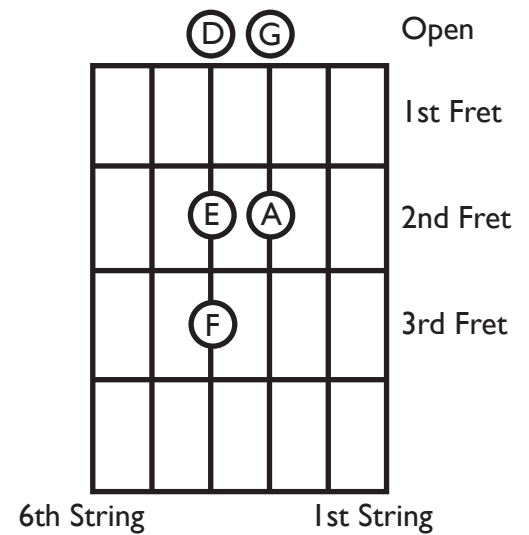
Strings

	2nd	1st	
Open			
	B	E	
1st			
	C	F	
2nd			
3rd			
	D	G	


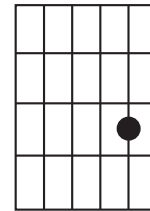
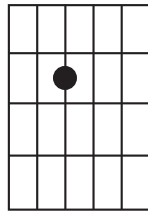
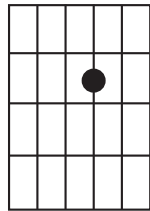
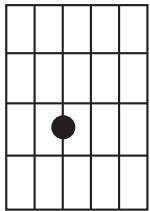
Frets

Match the Note to the Correct Fret.

EX:			

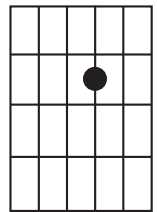
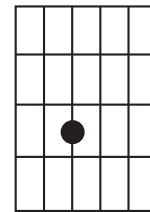

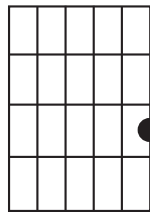



Name that note!



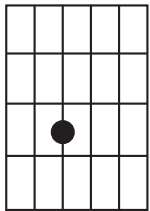
EX:

F




Where is the note? (Strings 3 & 4)


EX:




F




E




D




A




G




A




G




F



E



D



Strings

	4th	3rd	
Open			Frets
1st			
2nd			
3rd			

Match the Note to the Correct Fret.

EX:

Write A Note On the Staff For Each Fret Chart

EX:

Below the first staff are eight fret charts, each a 6x4 grid. The notes are: 1st chart (1st string, 1st fret), 2nd chart (2nd string, 2nd fret), 3rd chart (3rd string, 3rd fret), 4th chart (4th string, 4th fret), 5th chart (5th string, 5th fret), 6th chart (6th string, 6th fret), 7th chart (7th string, 7th fret), 8th chart (8th string, 8th fret).

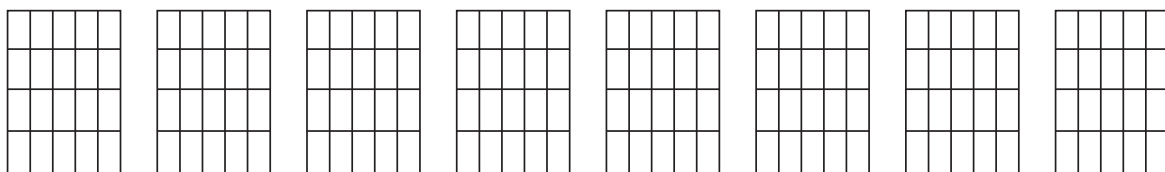
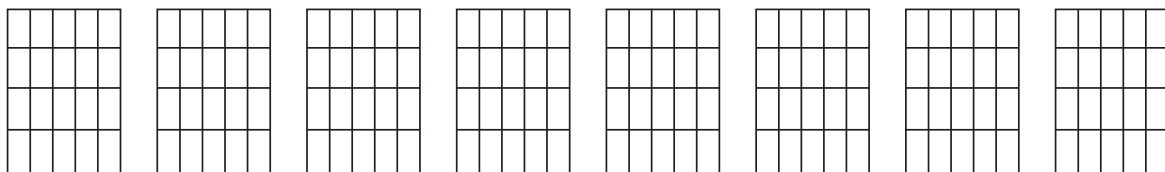
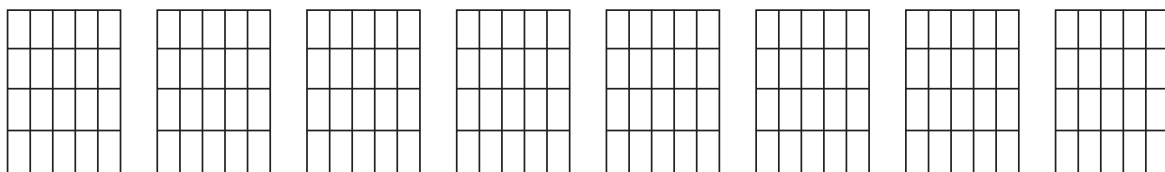
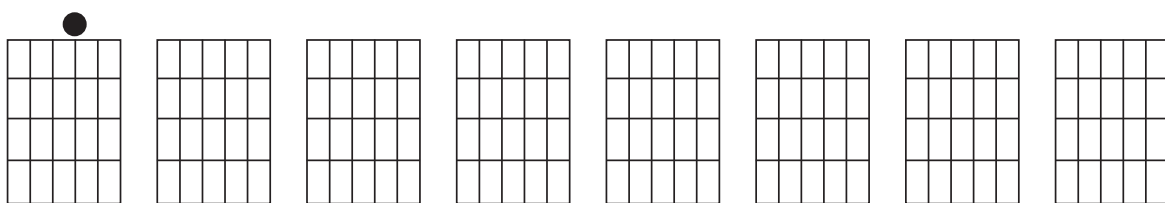
Below the second staff are eight fret charts. The notes are: 1st chart (1st string, 2nd fret), 2nd chart (2nd string, 2nd fret), 3rd chart (3rd string, 3rd fret), 4th chart (4th string, 4th fret), 5th chart (5th string, 5th fret), 6th chart (6th string, 6th fret), 7th chart (7th string, 7th fret), 8th chart (8th string, 8th fret).

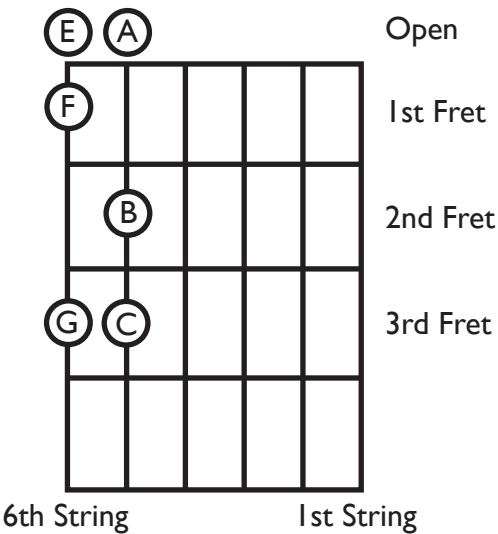

Below the third staff are eight fret charts. The notes are: 1st chart (1st string, 2nd fret), 2nd chart (2nd string, 3rd fret), 3rd chart (3rd string, 4th fret), 4th chart (4th string, 4th fret), 5th chart (5th string, 5th fret), 6th chart (6th string, 6th fret), 7th chart (7th string, 7th fret), 8th chart (8th string, 8th fret).

Below the fourth staff are eight fret charts. The notes are: 1st chart (1st string, 4th fret), 2nd chart (2nd string, 5th fret), 3rd chart (3rd string, 6th fret), 4th chart (4th string, 7th fret), 5th chart (5th string, 8th fret), 6th chart (6th string, 9th fret), 7th chart (7th string, 10th fret), 8th chart (8th string, 11th fret).

Draw the Location of Each Note on the Fretboard

EX:





Name that note!

EX: F

Where is the note? (Strings 5 & 6)

EX:

F

E

B

A

G

A

C

F

E

C



Strings

	6th	5th	
Open	E	A	
1st	F		
2nd		B	
3rd	G	C	

Frets

Match the Note to the Correct Fret.

EX:			

Write A Note On the Staff For Each Fret Chart

EX:

Below the first staff are eight fret charts, each with a single dot indicating a note:

Fret Chart	Note
1	F#4
2	G4
3	A4
4	B4
5	C5
6	D5
7	E5
8	F5

Below the second staff are eight fret charts, each with a single dot indicating a note:

Fret Chart	Note
1	F4
2	G#4
3	A4
4	B4
5	C5
6	D5
7	E5
8	F#5

Below the third staff are eight fret charts, each with a single dot indicating a note:

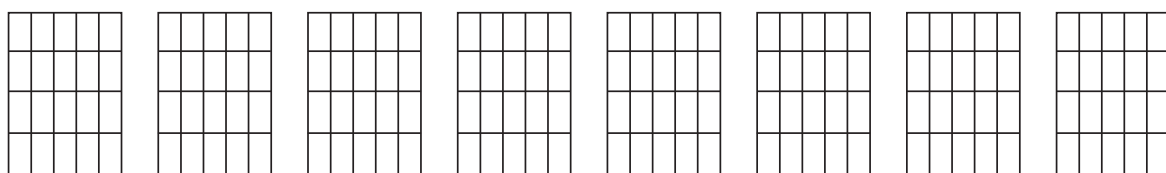
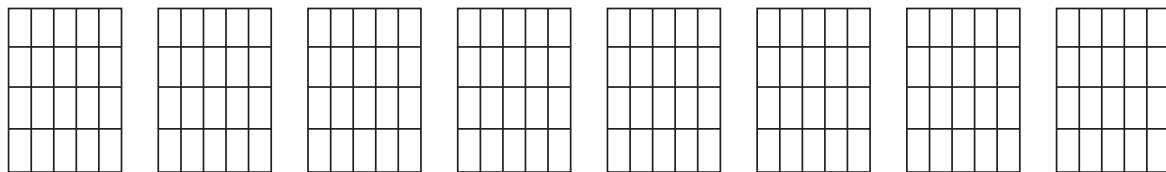
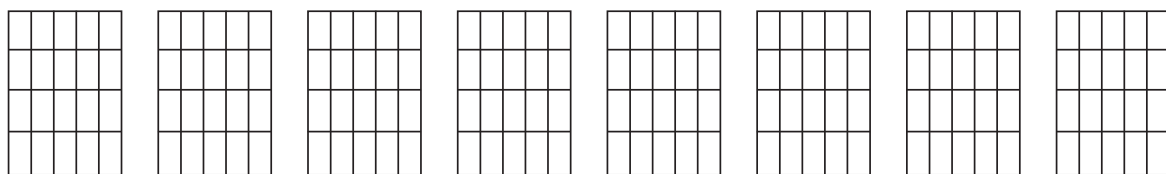

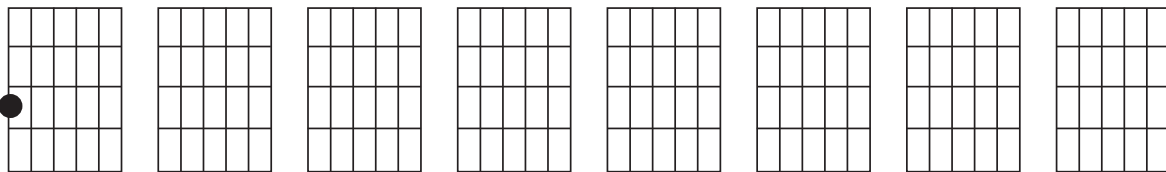
Fret Chart	Note
1	G4
2	A4
3	B4
4	C5
5	D5
6	E5
7	F5
8	G5

Below the fourth staff are eight fret charts, each with a single dot indicating a note:

Fret Chart	Note
1	A4
2	B4
3	C5
4	D5
5	E5
6	F5
7	G5
8	A5

Draw the Location of Each Note on the Fretboard

EX:



Answers!





Name the Notes:





For more check out Note Squish at GuitarGames.net!

Name the Notes:



WE'LL LOOK AT THAT! IT'S ALPHABETICAL.

Name the Notes:



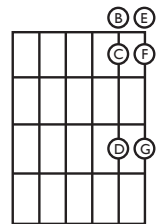
NOTES STILL LOOK FISHY TO YOU?
BONUS PUZZLE AT
GEETARWORKBOOKS.COM

Fill in the missing notes to finish the sentence

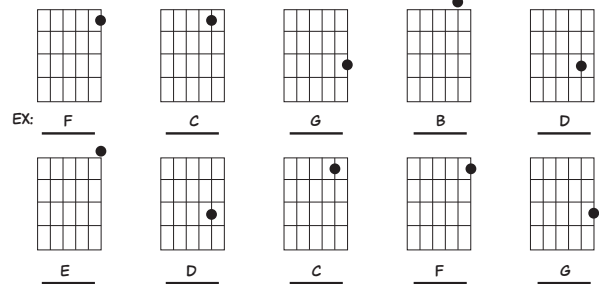
YOU CALL THAT A PUZZLE?



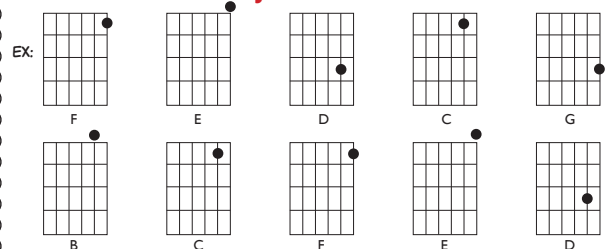
HEY THAT'S WHERE THOSE NOTES ARE!



Name that note!



Where is the note? (Strings 1 and 2)





EVEN WITH
TWO HEADS,
THIS STUFF
TAKES
PRACTICE!

Fill in the missing notes to
finish the sentence



Fat



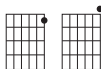
frogs



eat



giant



flies.



Bad




dogs



fib



and



feud.



Bird



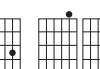
cages



scare two-




face



ed birds!

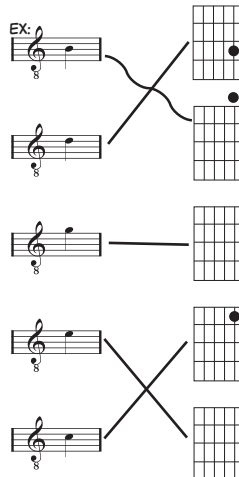


FOR MORE PRACTICE, CHECK OUT
BIRDS OF FRETOPIA AT
GUITARGAMES.NET!




ARE YOU SURE
ABOUT THAT?

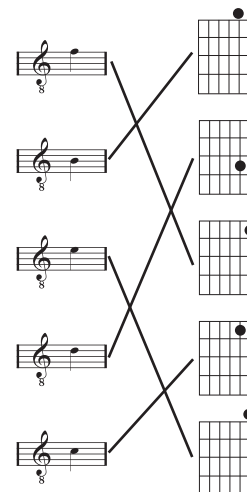
Match the Note to the Correct Fret.



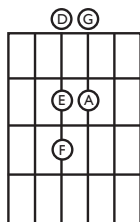
Strings



Frets

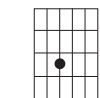


\$@%&*~!&#



Name that note!

(REVIEW!)



EX: F



A



E



D



D



G



G



D



F



A

Where is the note? (Strings 3 & 4)

EX:



F



E



D



A



G



A



G



F



E

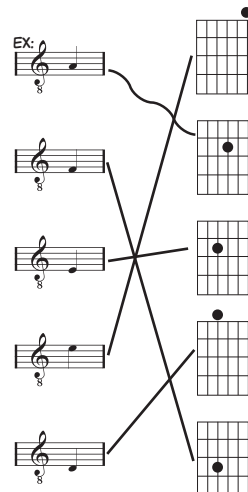


D




OUCH! MY
BRIAN IS
FULL!

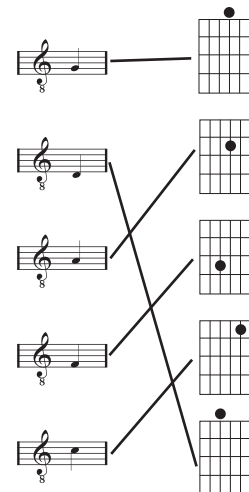
Match the Note to the Correct Fret.



Strings



Frets




Write A Note On the Staff For Each Fret Chart

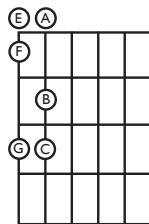
EX:

Draw the Location of Each Note on the Fretboard

EX:



Name that note!



EX:

Where is the note? (Strings 5 & 6)

EX:



Match the Note to the Correct Fret.

EX:

Strings

6th 5th Open

1st

2nd

3rd

Frets

Write A Note On the Staff For Each Fret Chart

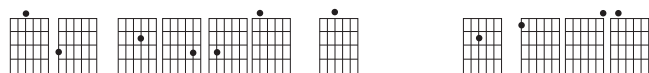
EX:

Draw the Location of Each Note on the Fretboard

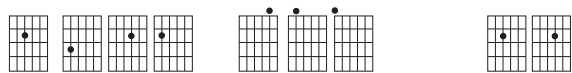
EX:



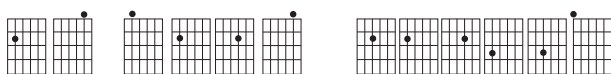
Fill in the missing notes to finish the sentence



Dogs and cats don't like fleas.



The cab's brakes squeak.



Bob plays baseball in the back field.

Credits:

Written and illustrated by
William Wilson

Copyright © 2010 William Wilson. All rights reserved.

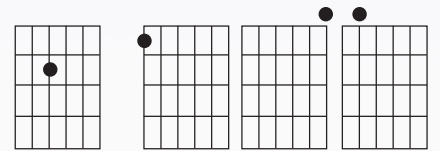

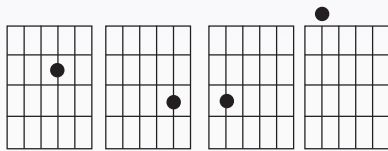
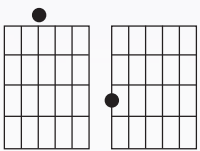
Check out GuitarGames.net!

- Notes on the Fretboard and Staff
- Chord Shapes
- Key Signatures and Scales
- Music Theory and Building Chords/Scales
- Musical Memory
- Ear Training with Intervals and Chords
- And More!

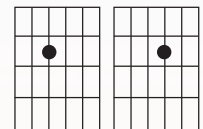
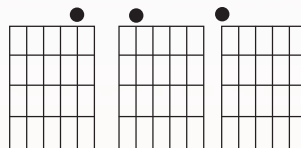
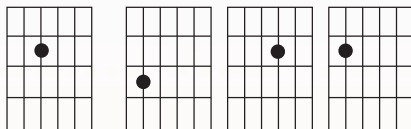
Geetar Workbooks



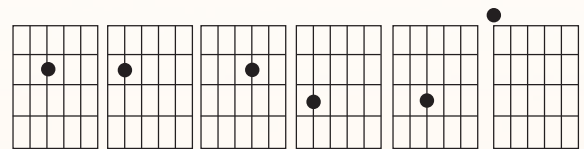
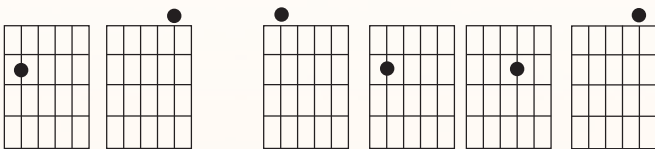
Fill in the missing notes to finish the sentence



_ o _ s _ n _ _ _ t s _ o n ' t l i k _ _ l _ _ s .



T h _ _ _ _ ' s _ r _ k _ s s q u _ _ k .



_ o _ p l _ y s _ _ s e _ a l l i n t h _ _ _ _ k _ i _ l d .



Free Bonus Puzzle at www.GeetarWorkbooks.com